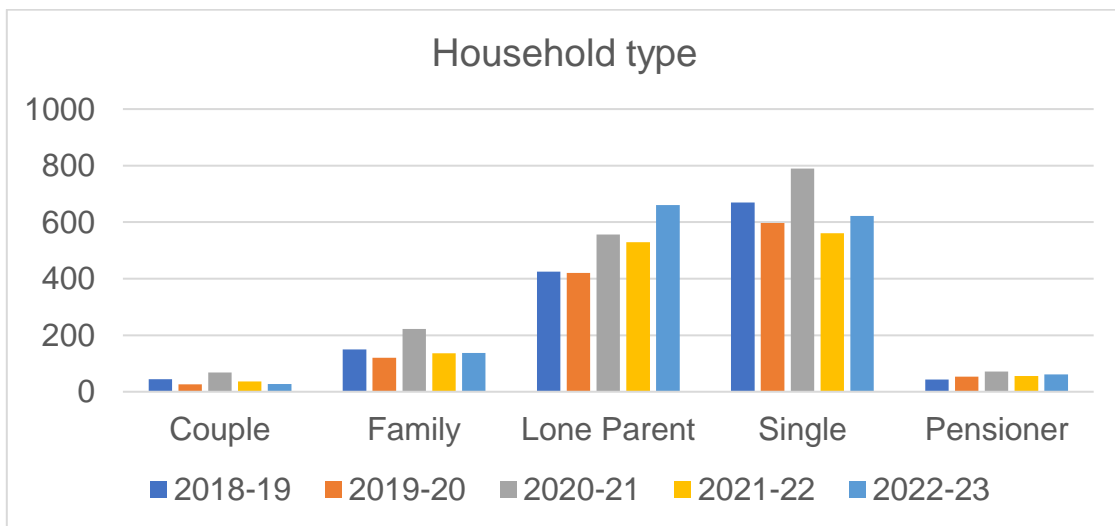
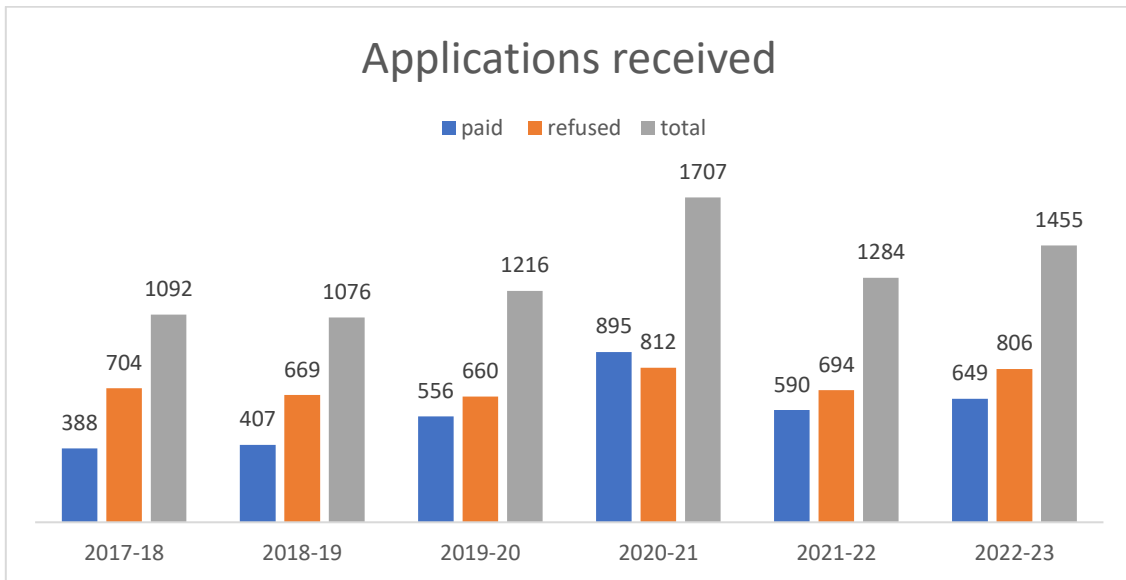
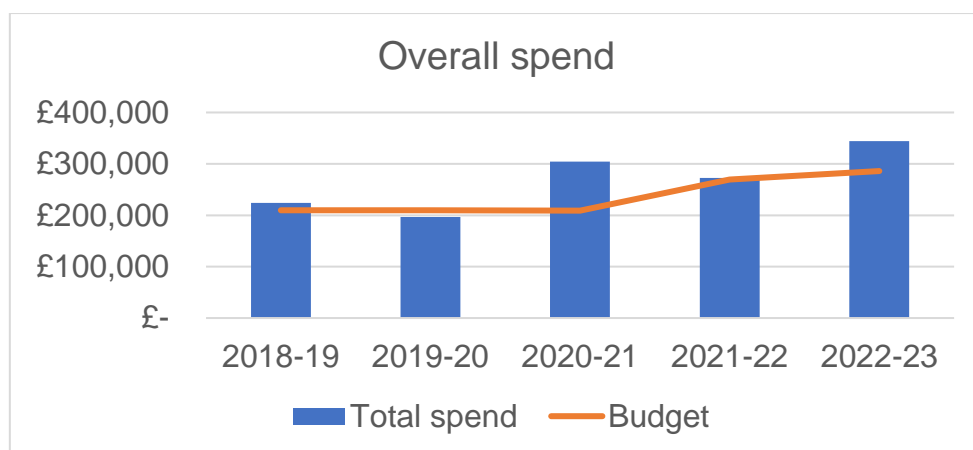


York Financial Assistance Scheme (YFAS)

Total number of applications processed during financial year.





Main reasons given for application

% Applications

| | 2018-19 | 2019-20 | 2020-21 | 2021-22 | 2022-23 |
|--------------------------------|---------|---------|---------|---------|---------|
| Benefit delay/Universal Credit | 18.6 | 8.6 | 0.9 | 24.6 | 0.5 |
| Debt | 3.3 | 2.8 | 1.5 | 1 | 1.1 |
| Disaster | 0.4 | 0.2 | 0.8 | 0.6 | 0.1 |
| Emergency | 11.7 | 9.4 | 11 | 13.3 | 9.3 |
| Error | | | | | 0.2 |
| Exceptional pressures | 19.2 | 18.9 | 29.9 | 23.2 | 23.1 |
| Expenses | 0.4 | 0.2 | 0.9 | 0.9 | 0.4 |
| Flood | 7.3 | 10 | 16.9 | 8.9 | 0.1 |
| Fuel | 5.5 | 7.6 | 15.6 | 13.4 | 9.8 |
| No food | | | | 0.2 | 18.4 |
| Other | | | | 0.4 | 0.1 |
| Prison | 2.9 | 3.8 | 1.8 | 2.6 | 0.1 |
| Repair | 9.7 | 8.1 | 7.8 | 10.4 | 4.4 |
| Resettlement - homeless | 7.1 | 8.4 | 3.9 | 6 | 11.3 |
| Resettlement - other | 10 | 4 | 6 | 8.2 | 6.0 |

| | | | | | |
|-----------------------|-----|-----|-----|-----|------|
| Stay in the community | 0 | 14 | 3.9 | | 10.3 |
| Travel | | | | | 0.3 |
| Vouchers | | | | | 4.7 |
| Unknown | 3.9 | 4.6 | 9.5 | 9.4 | 0 |

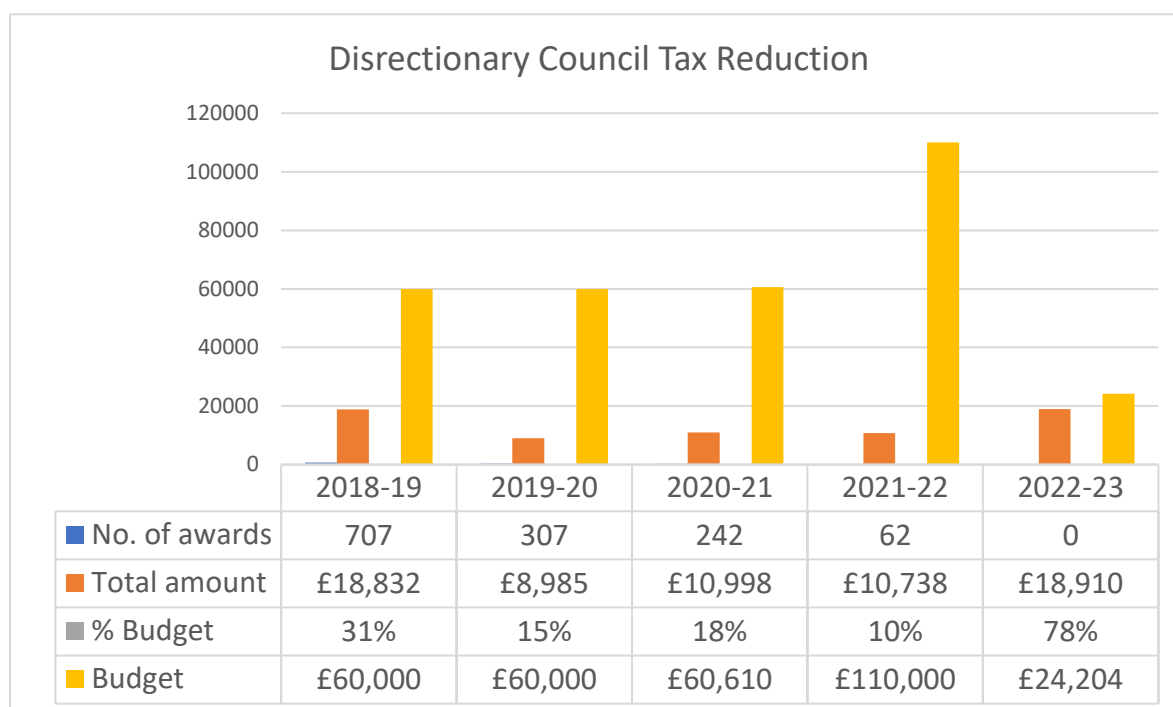
Grant amounts awarded

| | 2017-18 | 2018-19 | 2019-20 | 2020-21 | 2021-22 | 2022-23 |
|----------------------|---------|---------|---------|---------|---------|---------|
| Average award | £396 | £352 | £455 | £172 | £447 | £499 |
| Lowest award | £20 | £23 | £20 | £10 | £15 | £20 |
| Highest award | £193 | £1,961 | £1,961 | £2,324 | £2,522 | £2419 |

Items awarded

| | 2017-18 | 2018-19 | 2019-20 | 2020-21 | 2021-22 | 2022-23 |
|-----------------------|-------------|------------|------------|-------------|------------|------------|
| Bed | 43 | 45 | 31 | 66 | 40 | 72 |
| Bedding | 2 | 7 | 0 | 0 | 6 | 0 |
| Clothing | 98 | 4 | 3 | 17 | 1 | 18 |
| Cooker | 63 | 36 | 55 | 91 | 19 | 85 |
| Curtains | 30 | 10 | 18 | 21 | 6 | 13 |
| Floor cover | 48 | 36 | 36 | 37 | 33 | 0 |
| Fridge | 37 | 30 | 51 | 69 | 29 | 46 |
| Large fridge | 20 | 0 | 0 | 0 | 7 | 3 |
| Fuel | 189 | 67 | 100 | 46 | 33 | 55 |
| Kitchen pk1 | 50 | 79 | 55 | 73 | 79 | 45 |
| Kitchen pk3 | 2 | 4 | 5 | 3 | 3 | 14 |
| Microwave | 10 | 2 | 0 | 1 | 4 | 0 |
| Removal | 4 | 2 | 8 | 2 | 0 | 0 |
| Repair | 7 | 2 | 1 | 2 | 0 | 5 |
| Resettlement packages | 69 | 126 | 162 | 145 | 109 | 111 |
| Sofa /chair | 9 | 9 | 15 | 26 | 9 | 4 |
| Supermarket vouchers | 337 | 134 | 244 | 451 | 122 | 175 |
| Table/ chair | 1 | 0 | 0 | 0 | 0 | 0 |
| Travel cost | 26 | 0 | 7 | 13 | 0 | 0 |
| Wardrobe | 9 | 8 | 21 | 25 | 8 | 3 |
| Washer | 38 | 37 | 39 | 55 | 29 | 37 |
| Grand total | 1092 | 638 | 851 | 1143 | 537 | 686 |

Discretionary Council Tax Reduction



Discretionary Housing Payment

The council received £163.9k in government funding for DHPs for 2022/23 to help with housing costs and has additional CYC budget of £27k in reserve. 196 DHP's were awarded, totalling over £175k. All the government allocation was spent plus an additional amount of allocated from the Household Support Fund and some of CYC reserve funding.

| | 2019/20 | 2020/21 | 2021/22 | 2022/23 |
|--------------------------|----------|----------|----------|-----------|
| Total DHP Fund available | £237,097 | £324,923 | £231,377 | £163,991 |
| Amount spent | £211,835 | £298,252 | £231,377 | £175,195* |
| Amount remaining | £25,262 | £26,671 | £0 | £0 |
| Number of DHPs awarded | | | 222 | 196 |

*£10K HSF added to budget. £3k added from CYC.